



Mexico

“Mexico: the Land of Opportunity”



- 3rd largest trading partner with the U.S.
- \$508 billion dollars of trade between the U.S. and Mexico
- Last 4 years trade has grown faster than any partner country
- The cost of labor and transportation is better than China
- Over 5,000 U.S. manufacturing plants reside inside Mexico

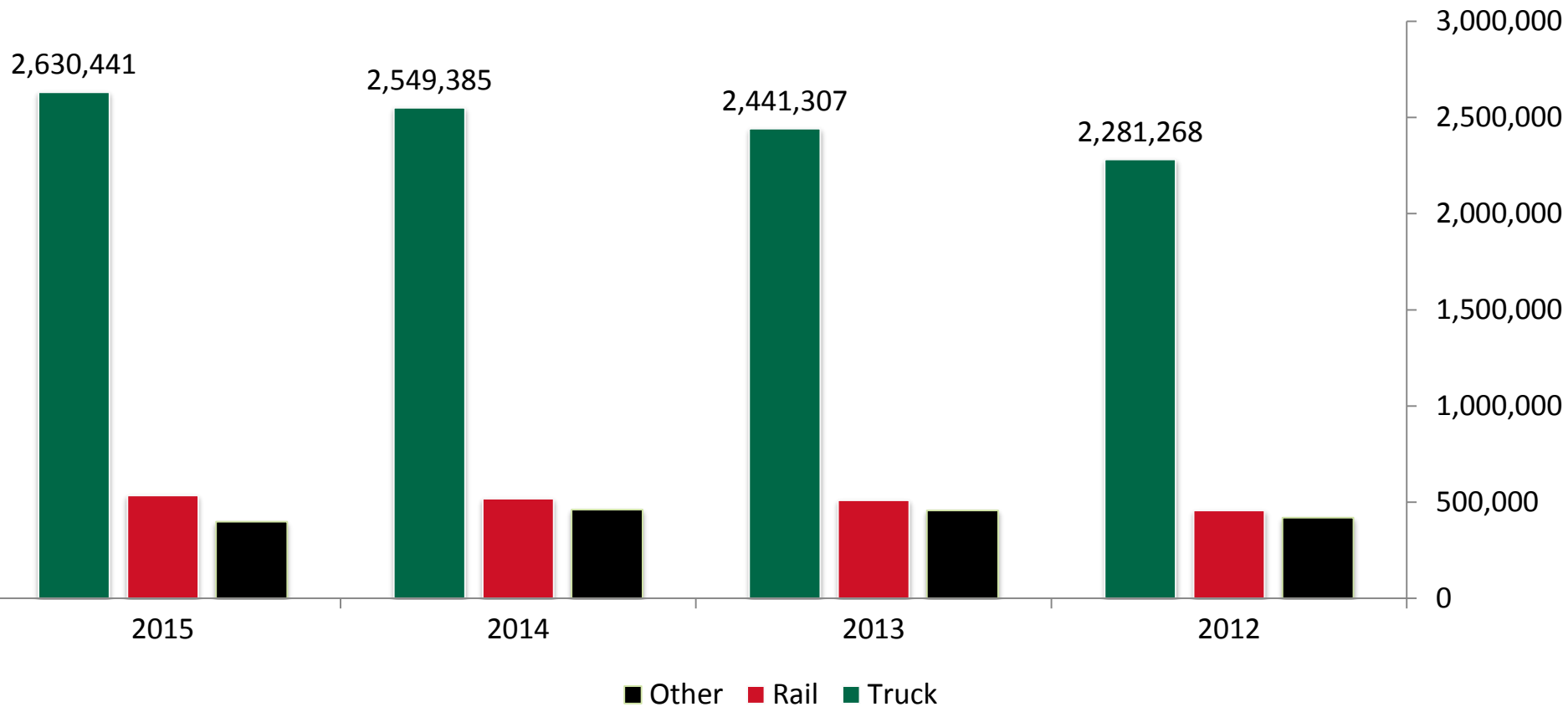




Yearly Crossing by Mode - All Gateways

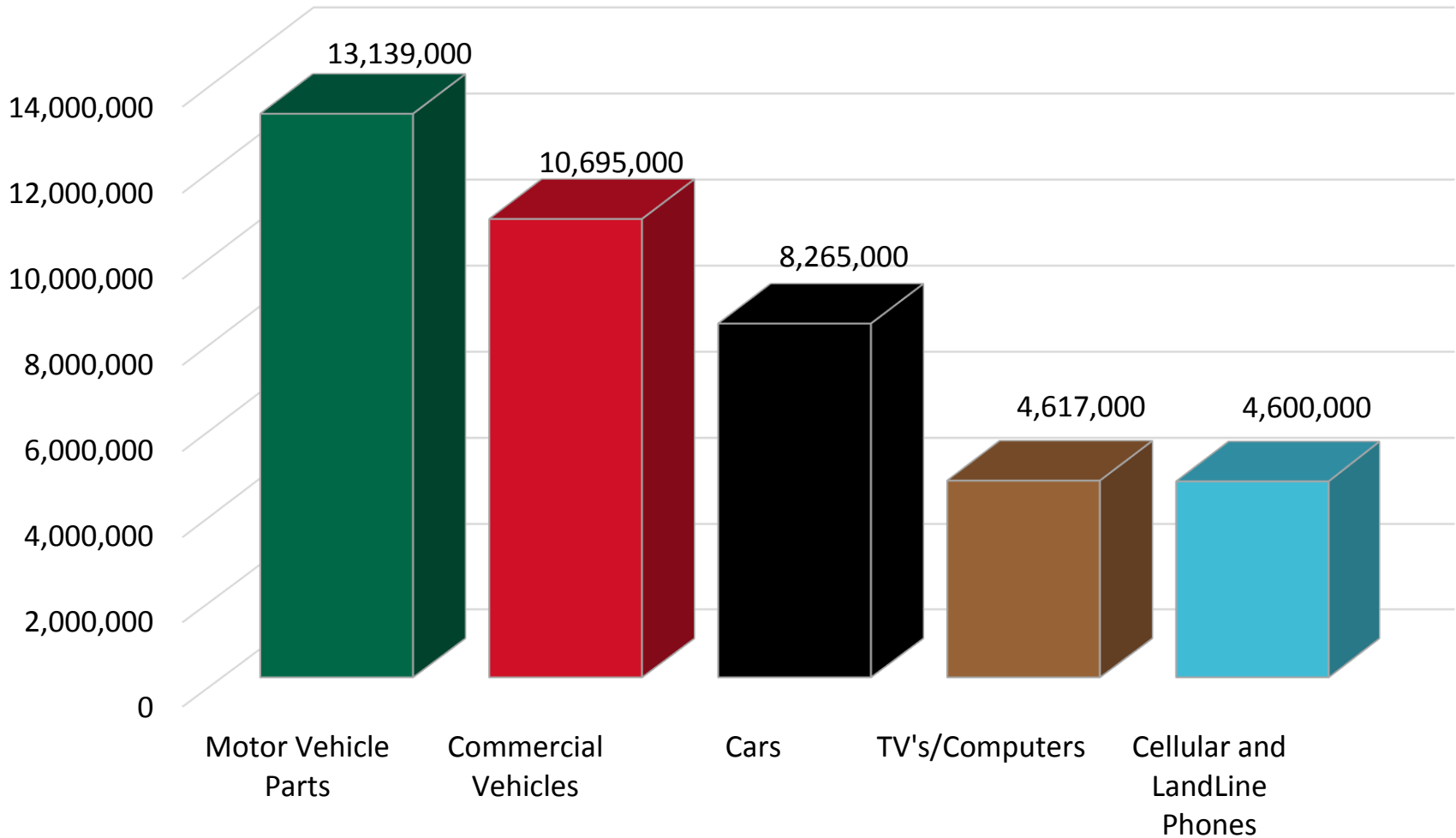


80% Truck; 16% Rail; 4% Other



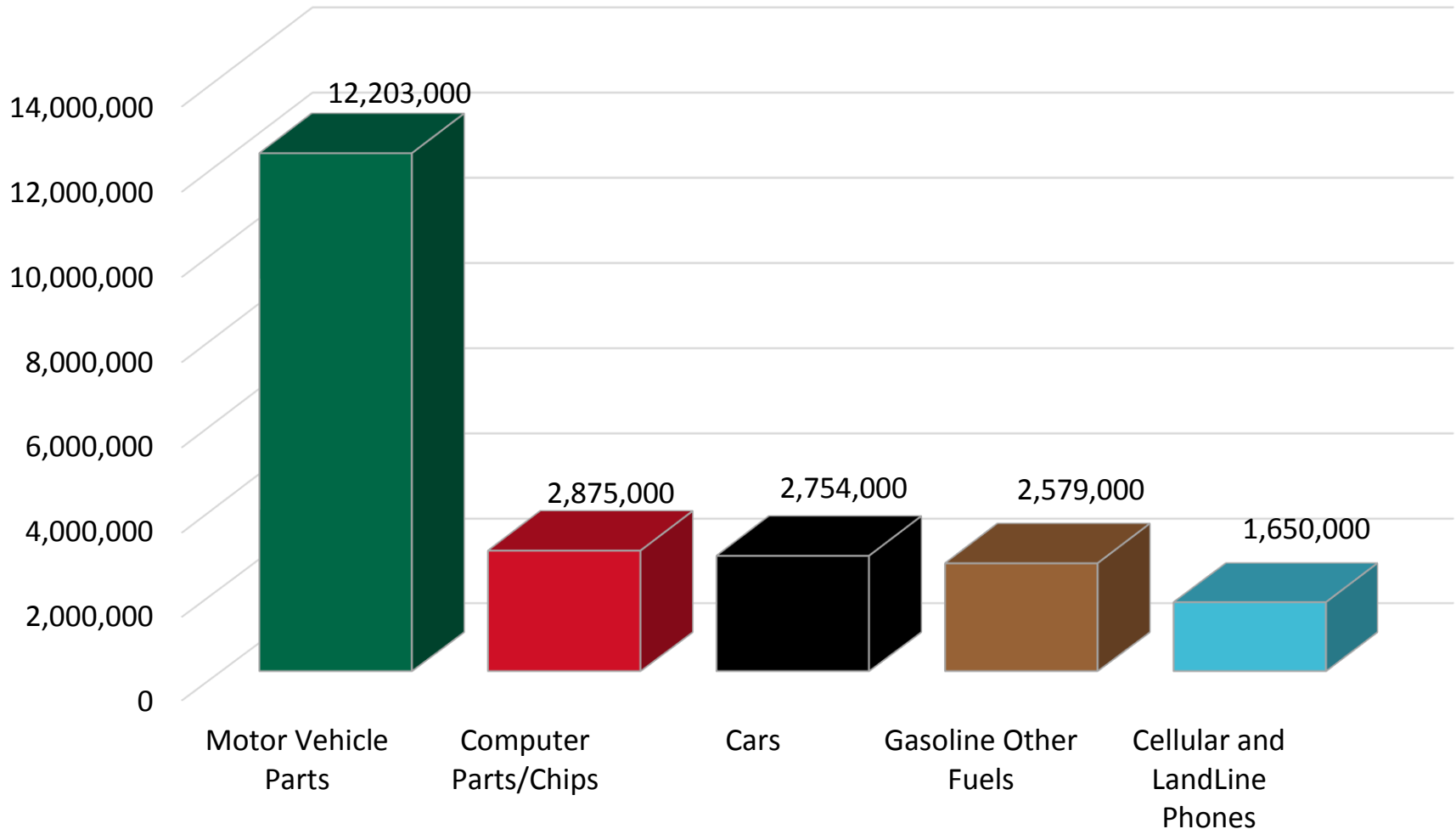


Top 5 Imports From Mexico





Top 5 Exports to Mexico



- Mexico Supply Chain Issues
 - Visibility in the Movement (Current Study)
 - Truck movement has many hand offs
 - Average Static Time at US Mexico Border is 21-28 hours
 - » 16,000 average truck crossings per day 2015
 - » Cost of over \$1.5 Billion in additional Inventory sitting at the Borders daily
 - Border Crossings 2014
 - » Canada 11,551,000
 - 16% decrease since 2000
 - » Mexico 9,678,000
 - 29% increase since 2000

Touch Points



- Initiatives
 - Automation of Customs Clearance Process
 - US/Mexico Chamber (Supply Chain Blue Print Committee)
(OEM's, KCS, Landstar, Customs US and Mexico)
 - Working with the OEMS and Mexican Customs
 - Looking at best practices
 - » US-Canadian Border Process
 - » Customs Pre Clearance
 - Bonded Shipments
 - Collaboration
 - » Co-Loading
 - » Density
 - Security
 - » Expansion Of patrols on Highway
 - Capacity
 - Mexican Capacity cleared to enter US
 - Expanded Rail and Intermodal Capacity

Laredo is getting Investments



Landstar New Laredo Terminal

- \$30 Million Investment
- Triple Trailer Capacity
- 4 times the Dock Space
- Custom Brokerage
- Heavy Equipment Facility
- Future Expansion
 - Warehousing

Landstar 2015

- 80,000 Shipments
- 1000 Trailers in Mexico on any given Day
- \$300 Million Revenue Market



Thank you



For more information, please contact

Scott Grady

Senior Vice President, Automotive Marketing

Landstar Transportation Logistics Inc.

1-800-440-2890

